

Signify Classified - Internal  
Cooper Lighting Solutions Photometric Lab  
1121 Highway 74 South  
Peachtree City, GA 30269



Scaled data based on original data using  
LM-79-08 Approved Method: Electrical and Photometric Measurements of Solid-  
State Lighting Products

Test Report Prepared for  
Cooper Lighting Solutions  
(formerly Eaton)

Brand: STREETWORKS

Report Number: P880015

Luminaire Tested: **MEM2-HTN-VA-110-735-U-MQ**

Issue Date: 10/01/2024



**Test Information**

Test Method: LM-79-08  
Report Number: P880015  
Test Lab: INNOVATION CENTER(G3)  
Issue Date: 10/01/2024  
Manufacturer: COOPER LIGHTING SOLUTIONS (FORMERLY EATON)  
Product Line: STREETWORKS  
Catalog Number: MEM2-HTN-VA-110-735-U-MQ  
Description: EPIC MODERN TALL HOUSING 110W 70CRI 3500K VISUAL COMFORT FIXTURE w/  
TYPE V MEDIUM DISTRIBUTION OPTIC  
Light Source: (1) 3500K CCT, 70 CRI LEDS  
Ballast/Driver: ELECTRONIC DRIVER

**Summary**

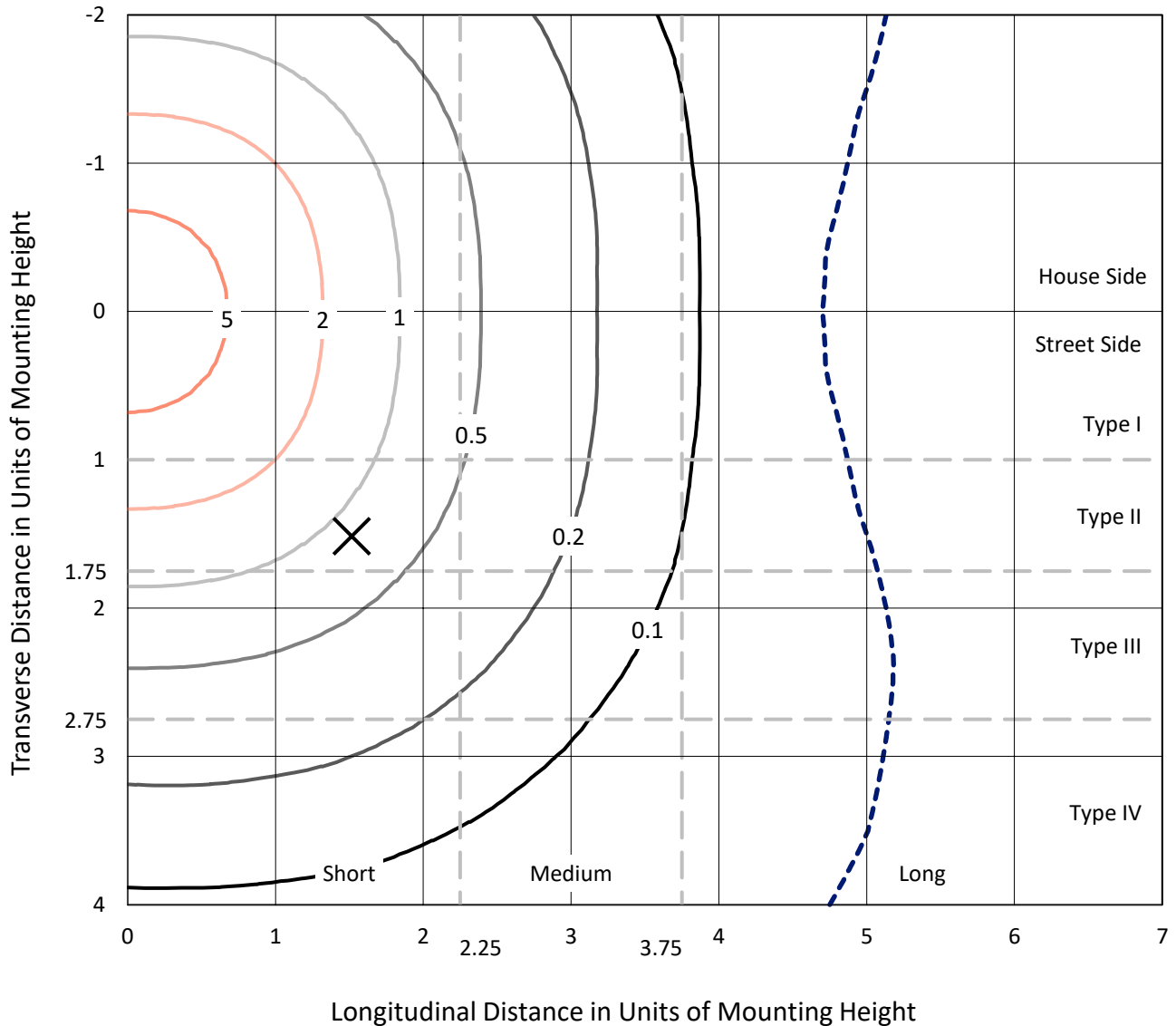
Lumens per Lamp: N/A  
Luminaire Lumens: 11124.7 lumens  
Efficiency: N/A  
Efficacy: 105.0 lumens/watt  
Luminous Opening: Circular (Dia: 1.12' x H: 0')  
IES Classification: Type V - Short  
BUG Rating: B3 - U0 - G3

Input Watts (W): 106  
Input Voltage (V): 120  
Input Current (Ain): NR  
Voltage Rise (V): NR  
Power Factor: 0.99  
Total Harmonic Distortion (THDi): 5%  
Frequency (hertz): 60  
Stabilization Time: NR  
Operation Time: NR  
Ambient Temperature (°C): NR  
Test Distance: 24 FT

REPORT NUMBER: P880015  
 CATALOG NUMBER: MEM2-HTN-VA-110-735-U-MQ

### Iso-Footcandle Lines of Horizontal Illumination

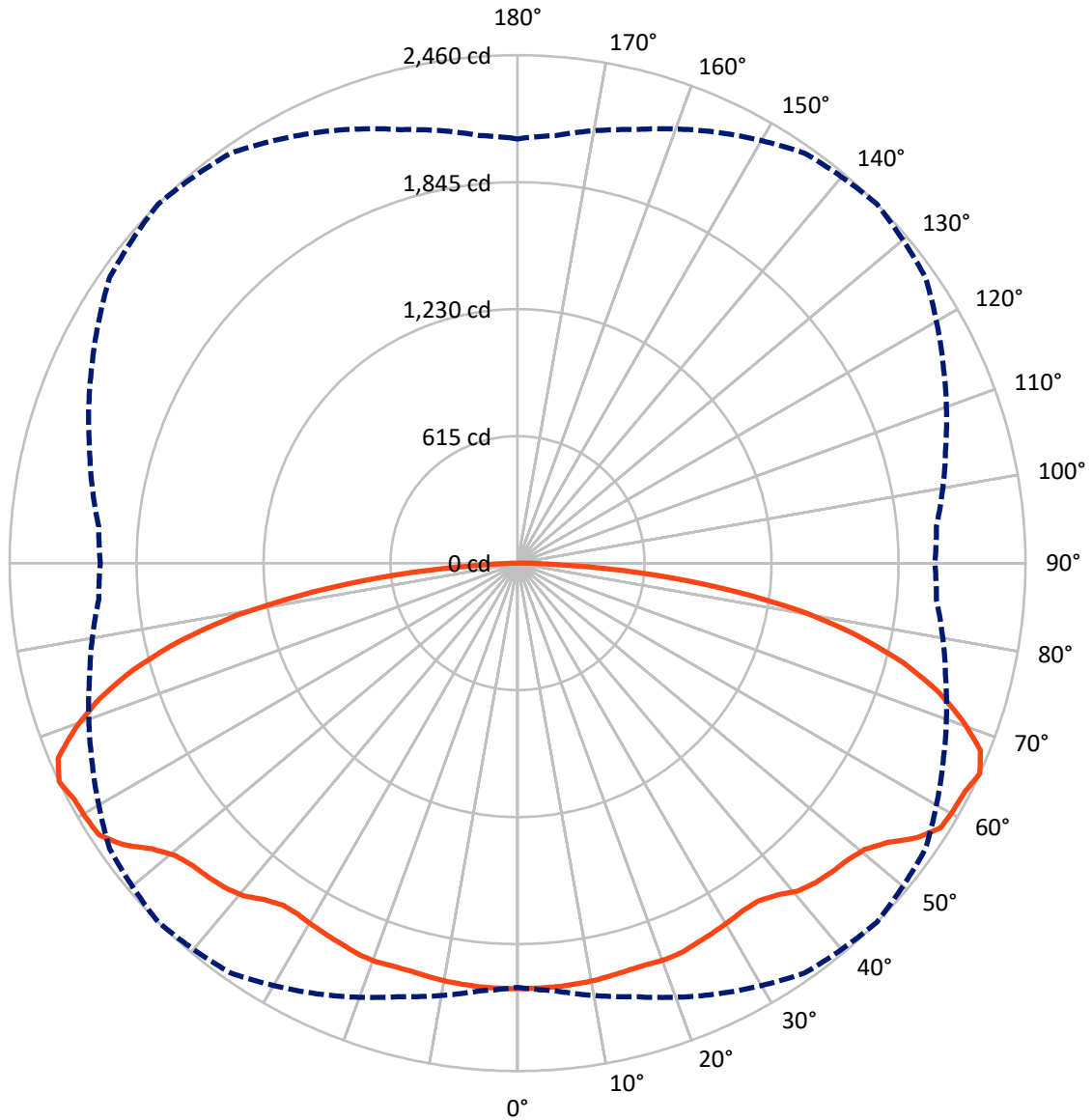
× Max cd  
 - - - 1/2 Max cd



Based on 15 foot mounting height. Maximum calculated value = 9.2 fc  
 Type V - Short - N/A

REPORT NUMBER: P880015  
CATALOG NUMBER: MEM2-HTN-VA-110-735-U-MQ

### Luminous Intensity Polar Plot



— Vertical Plane Through 45-Deg Lateral    - - - Horizontal Cone Through 65-Deg Vertical

REPORT NUMBER: P880015  
 CATALOG NUMBER: MEM2-HTN-VA-110-735-U-MQ

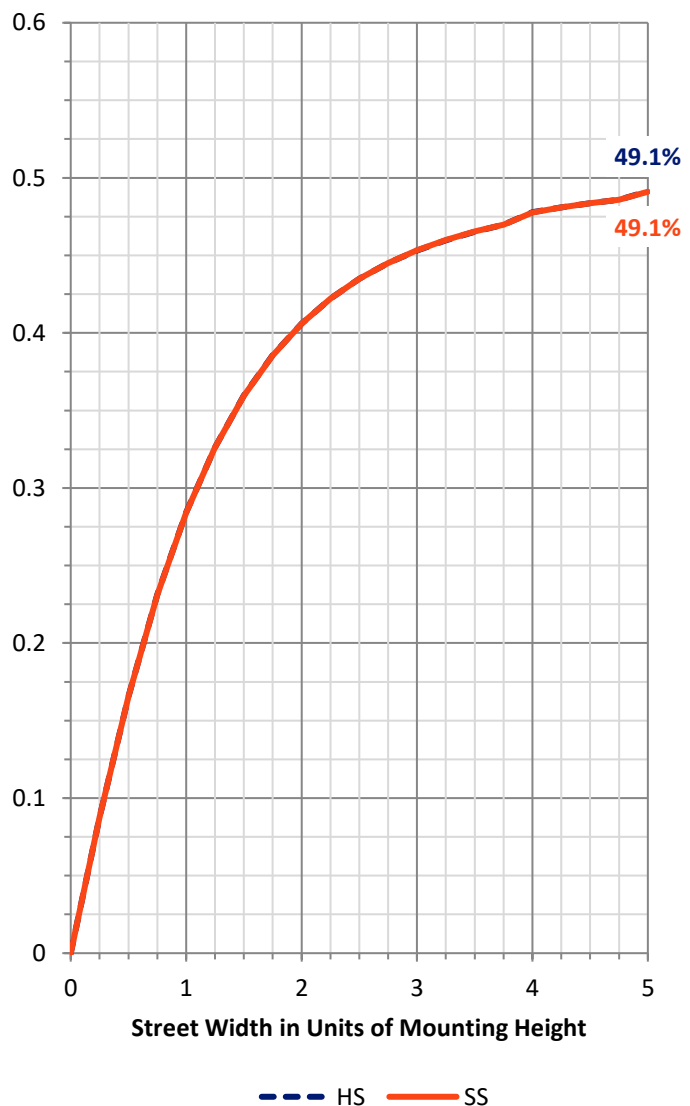
**FLUX DISTRIBUTION:**

		Downward	Upward	Total
<b>House Side</b>	Lumens	5562.4	0.0	5562.4
	% Fixture	50.0	0.0	50.0
<b>Street Side</b>	Lumens	5562.4	0.0	5562.4
	% Fixture	50.0	0.0	50.0
<b>Total</b>	Lumens	11124.7	0.0	11124.7
	% Fixture	100.0	0.0	100.0

**Coefficient of Utilization**

**ZONAL LUMENS:**

Zone	Lumens	% Fixture
0°-10°	196.4	1.8
10°-20°	579.2	5.2
20°-30°	937.7	8.4
30°-40°	1260.2	11.3
40°-50°	1608.3	14.5
50°-60°	1978.6	17.8
60°-70°	2203.3	19.8
70°-80°	1788.4	16.1
80°-90°	572.5	5.1
90°-100°	0.0	0.0
100°-110°	0.0	0.0
110°-120°	0.0	0.0
120°-130°	0.0	0.0
130°-140°	0.0	0.0
140°-150°	0.0	0.0
150°-160°	0.0	0.0
160°-170°	0.0	0.0
170°-180°	0.0	0.0
0°-90°	11124.7	100.0
0°-180°	11124.7	100.0



REPORT NUMBER: P880015

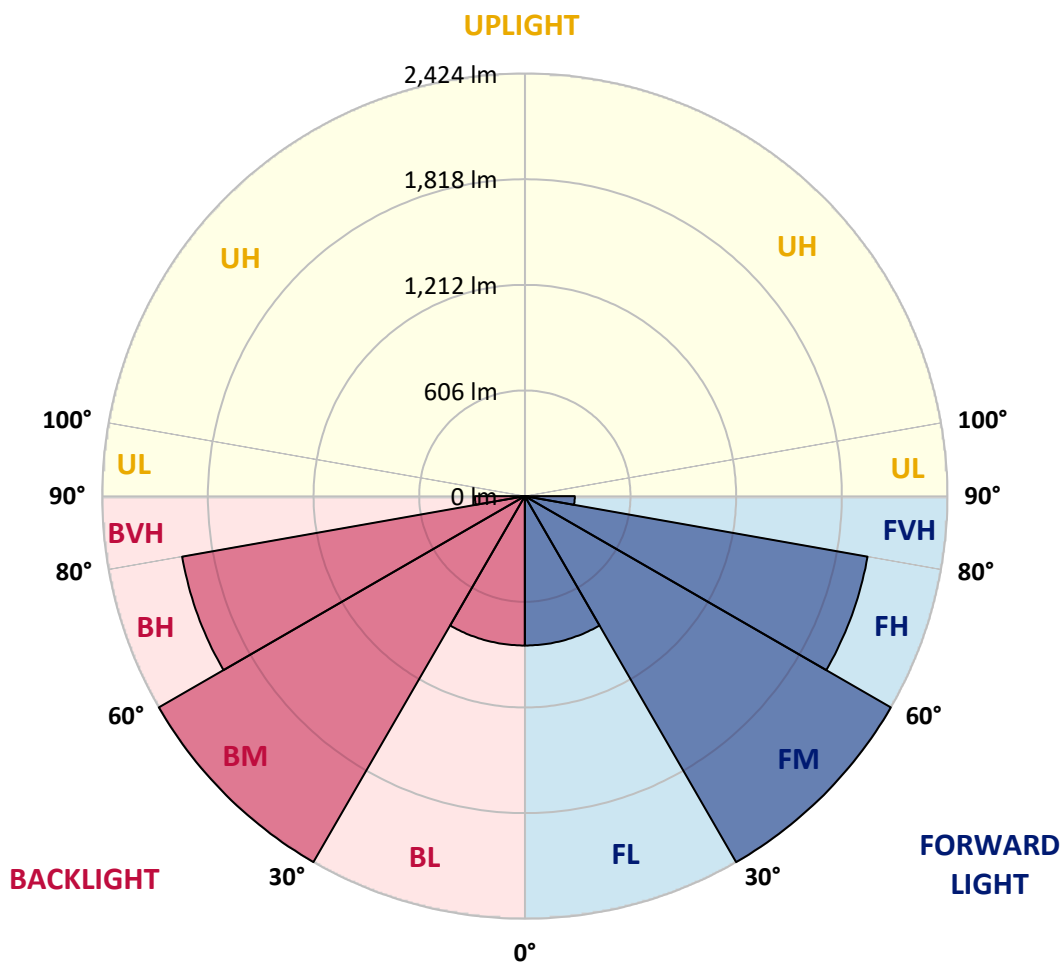
CATALOG NUMBER: MEM2-HTN-VA-110-735-U-MQ

**LUMINAIRE CLASSIFICATION SYSTEM LUMEN TABLE AND BUG RATING:**

Zone	Lumens	% Fixture	Zone Rating/Lumen Limit		
			B	U	G
FL (0°-30°)	856.7	7.7			
FM (30°-60°)	2423.6	21.8			
FH (60°-80°)	1995.9	17.9			G2/5000
FVH (80°-90°)	286.2	2.6			G3/500
BL (0°-30°)	856.7	7.7	B2/1000		
BM (30°-60°)	2423.6	21.8	B2/2500		
BH (60°-80°)	1995.9	17.9	B3/2500		G2/5000
BVH (80°-90°)	286.2	2.6			G3/500
UL (90°-100°)	0.0	0.0		U0/0	
UH (100°-180°)	0.0	0.0		U0/0	

**BUG Rating: B3-U0-G3**

Type V Short





REPORT NUMBER: P880015

CATALOG NUMBER: MEM2-HTN-VA-110-735-U-MQ

**CANDELA DISTRIBUTION (FULL):**

	0°	5°	15°	25°	35°	45°	55°	65°	75°	85°	90°
0°	2060.3	2060.3	2060.3	2060.3	2060.3	2060.3	2060.3	2060.3	2060.3	2060.3	2060.3
2.5°	2060.3	2060.3	2060.3	2060.3	2060.3	2060.3	2060.3	2060.3	2060.3	2060.3	2060.3
5°	2060.3	2060.3	2060.3	2060.3	2060.3	2060.3	2060.3	2060.3	2057.2	2060.3	2060.3
7.5°	2057.2	2057.2	2057.2	2057.2	2057.2	2057.2	2057.2	2057.2	2057.2	2057.2	2057.2
10°	2054.2	2054.2	2054.2	2054.2	2054.2	2054.2	2054.2	2054.2	2054.2	2054.2	2054.2
12.5°	2048.1	2048.1	2048.1	2048.1	2048.1	2048.1	2048.1	2048.1	2048.1	2048.1	2048.1
15°	2038.9	2042.0	2042.0	2042.0	2042.0	2042.0	2042.0	2042.0	2042.0	2038.9	2038.9
17.5°	2035.9	2035.9	2035.9	2038.9	2042.0	2042.0	2042.0	2038.9	2035.9	2032.8	2032.8
20°	2038.9	2038.9	2038.9	2042.0	2045.0	2048.1	2045.0	2042.0	2035.9	2035.9	2035.9
22.5°	2035.9	2038.9	2038.9	2042.0	2045.0	2045.0	2042.0	2038.9	2035.9	2032.8	2032.8
25°	2026.7	2026.7	2029.8	2032.8	2032.8	2032.8	2032.8	2026.7	2023.7	2020.6	2020.6
27.5°	2014.5	2017.6	2017.6	2020.6	2023.7	2023.7	2020.6	2014.5	2011.5	2008.5	2008.5
30°	1999.3	1999.3	2002.4	2008.5	2011.5	2014.5	2008.5	2002.4	1993.2	1990.2	1990.2
32.5°	1984.1	1987.1	1993.2	1999.3	2002.4	2005.4	1999.3	1993.2	1984.1	1978.0	1974.9
35°	1978.0	1978.0	1987.1	1999.3	2008.5	2008.5	2002.4	1990.2	1978.0	1965.8	1965.8
37.5°	1987.1	1990.2	2002.4	2023.7	2038.9	2038.9	2035.9	2014.5	1993.2	1974.9	1971.9
40°	2008.5	2011.5	2032.8	2060.3	2084.6	2087.7	2075.5	2048.1	2017.6	1996.3	1990.2
42.5°	2020.6	2026.7	2051.1	2084.6	2106.0	2115.1	2099.9	2072.5	2032.8	2005.4	2002.4
45°	2026.7	2032.8	2060.3	2096.8	2124.3	2133.4	2118.2	2081.6	2038.9	2008.5	2005.4
47.5°	2029.8	2035.9	2063.3	2109.0	2139.5	2148.6	2136.5	2093.8	2042.0	2011.5	2008.5
50°	2032.8	2045.0	2078.5	2127.3	2173.0	2179.1	2160.8	2109.0	2054.2	2017.6	2008.5
52.5°	2054.2	2063.3	2112.1	2182.2	2227.9	2246.2	2218.7	2166.9	2084.6	2029.8	2023.7
55°	2106.0	2109.0	2166.9	2255.3	2322.4	2346.7	2304.1	2234.0	2133.4	2078.5	2075.5
57.5°	2121.2	2139.5	2203.5	2304.1	2386.4	2416.8	2380.3	2273.6	2182.2	2109.0	2090.7
60°	2106.0	2121.2	2197.4	2313.2	2401.6	2426.0	2398.6	2298.0	2163.9	2081.6	2066.4
62.5°	2090.7	2109.0	2188.3	2319.3	2404.7	2432.1	2386.4	2301.0	2154.7	2072.5	2057.2
65°	2054.2	2078.5	2173.0	2301.0	2422.9	2459.5	2410.8	2273.6	2145.6	2035.9	2020.6
67.5°	1984.1	1996.3	2099.9	2249.2	2380.3	2416.8	2365.0	2221.8	2069.4	1962.7	1950.5
70°	1853.0	1880.4	1978.0	2142.6	2267.5	2285.8	2246.2	2102.9	1953.6	1840.8	1825.6
72.5°	1679.3	1718.9	1825.6	1993.2	2093.8	2130.4	2078.5	1962.7	1807.3	1679.3	1658.0
75°	1496.4	1517.8	1627.5	1792.1	1895.7	1929.2	1883.5	1770.7	1584.8	1496.4	1475.1
77.5°	1295.3	1310.5	1408.0	1554.3	1651.9	1679.3	1633.6	1542.1	1374.5	1292.2	1283.1
80°	1014.9	1045.4	1136.8	1261.8	1334.9	1377.6	1328.8	1240.4	1118.5	1021.0	1005.7
82.5°	725.4	746.7	829.0	914.3	984.4	996.6	975.3	889.9	798.5	722.3	704.0
85°	396.2	405.3	457.2	545.5	573.0	594.3	563.8	499.8	454.1	405.3	390.1
87.5°	103.6	106.7	121.9	143.2	155.4	158.5	155.4	137.1	112.8	88.4	97.5
90°	0.0	0.0	0.0	0.0	0.0	0.0	0.0	0.0	0.0	0.0	0.0

Cooper Lighting Solutions Photometric Lab  
1121 Highway 74 South  
Peachtree City, GA 30269



LM-79-2019: Approved Method: Electrical and Photometric Measurements of Solid-State Lighting Products

Report Prepared for

Cooper Lighting Solutions

Streetworks

Report Number: SP1-2407-176-4

Test Date: 09/24/2024

Luminaire Tested: MEM2-HTN-VA-30-735-U-WQ

Data in this report applies to families of products including MEM2-HTN-VA-30-735-U-WQ



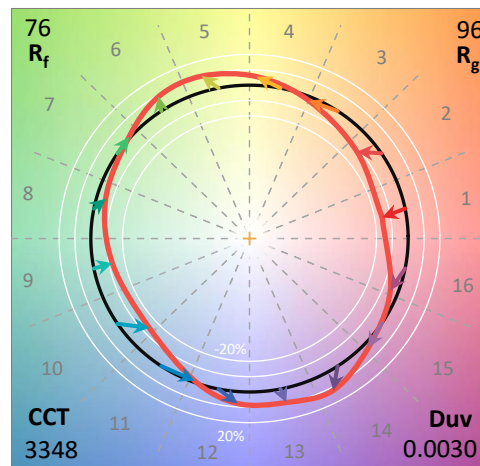
**Test Information**

Test Method: LM-79-2019  
 Report Number: SP1-2407-176-4  
 Test Lab: COOPER LIGHTING SOLUTIONS  
 Photometer: SP1 - 76IN SPHERE  
 Measurement Geometry: 4π  
 Issue Date: 09/27/2024  
 Manufacturer: COOPER LIGHTING SOLUTIONS  
 Product Line: Streetworks  
 Catalog Number: **MEM2-HTN-VA-30-735-U-WQ**  
 Description: EPIC MODERN VISUAL COMFORT 30W WAVESTREAM WIDE

**Spectral Parameters**

CCT (K): 3348  
 CIE u': 0.2384  
 CIE v': 0.5184  
 Duv: 0.0030  
 CIE x: 0.4177  
 CIE y: 0.4036  
 CIE z: 0.1787  
 Peak Wavelength (nm): 593  
 Dominant Wavelength (nm): 580  
 Purity: 46.5223  
 Rf: 75.8  
 Rg: 95.8

CRI (Ra):	73.4		
R1:	70.8	R9:	-19.2
R2:	79.9	R10:	52.5
R3:	87.6	R11:	68.0
R4:	72.6	R12:	42.6
R5:	69.3	R13:	72.0
R6:	71.3	R14:	92.6
R7:	82.1	R15:	63.8
R8:	53.3		



**Test Conditions**

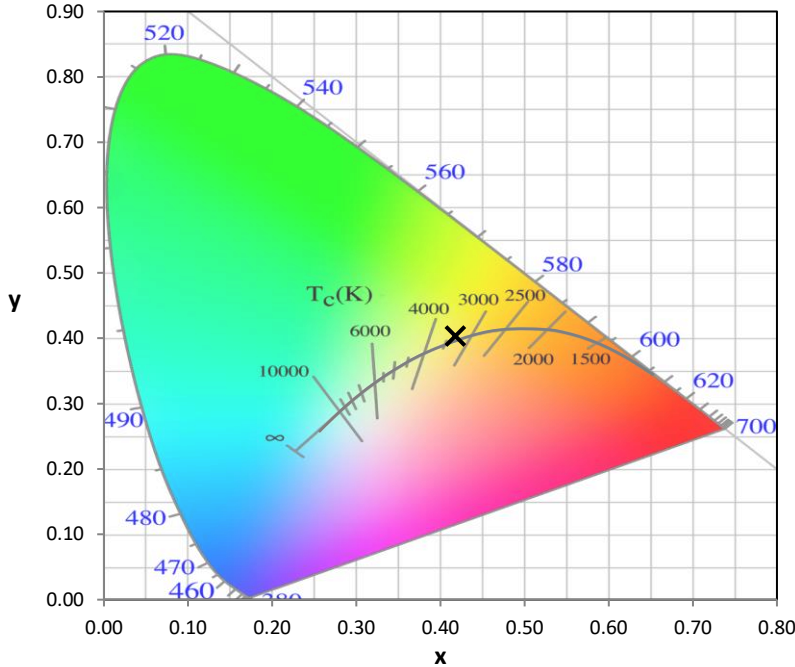
Stabilization Time: 30M  
 Operation Time: 1H 30M  
 Sphere Temperature (°C): 25.2

REPORT NUMBER: SP1-2407-176-4

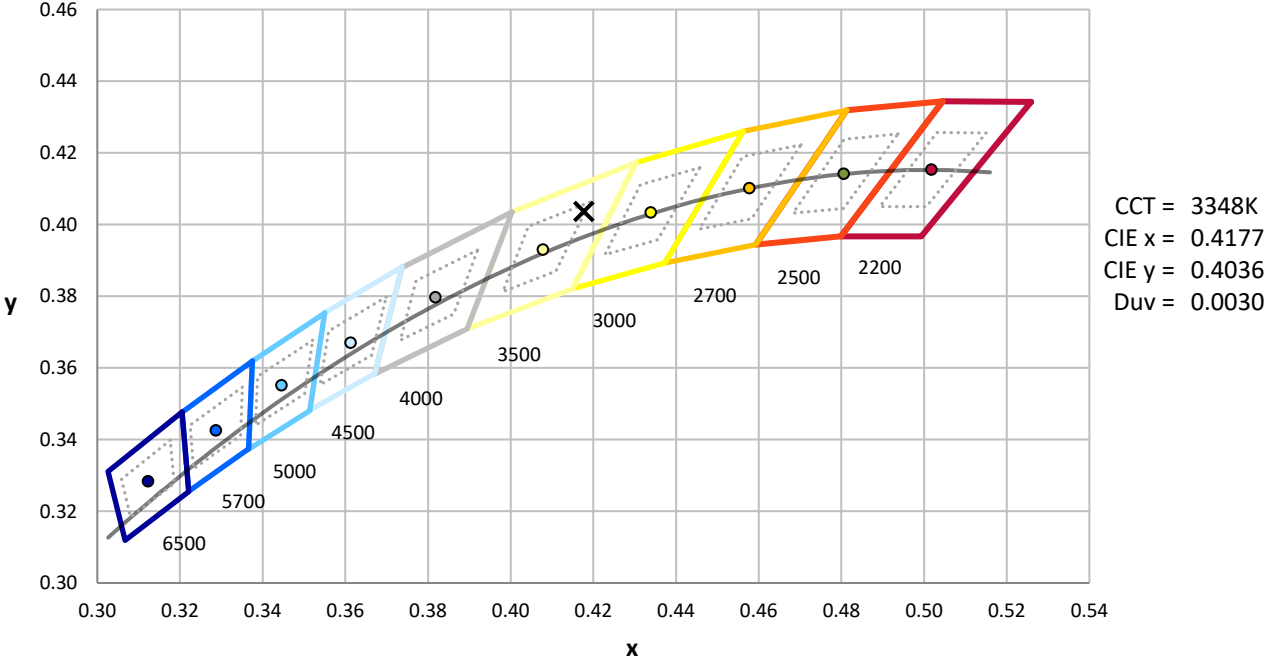
Measurement and Test Equipment			
Instrument	Identification Number	Calibration Date	Calibration Due Date
Photometer	IN0058	6/18/2024	12/18/2024
Power Meter	INXT2011004	2/8/2024	2/8/2025
AC Power Source	IN0063	10/24/2023	10/24/2024
DC Power Source	IN0208	10/24/2023	10/24/2024
Sphere Thermometer	IN0085	10/24/2023	10/24/2024
Room Thermometer	IN0046	10/24/2023	10/24/2024

REPORT NUMBER: SP1-2407-176-4

**CIE 1931 Chromaticity Diagram**



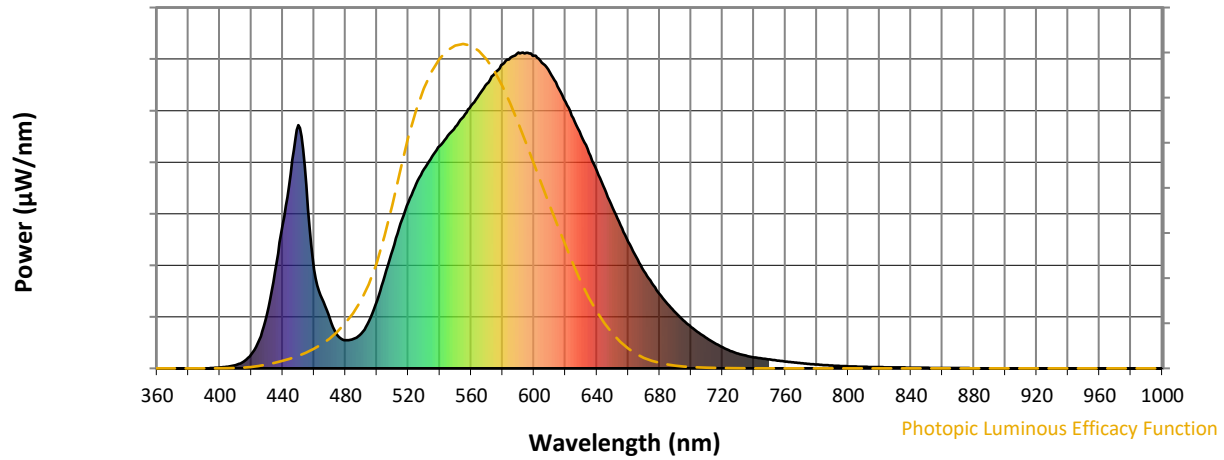
**CIE 1931 Chromaticity Diagram with 2017 ANSI 7-Step and 4-Step Quadrangles**



Point lies inside the ANSI 3500K 4-step quadrangle

REPORT NUMBER: SP1-2407-176-4

**Photopic Flux vs. Wavelength**

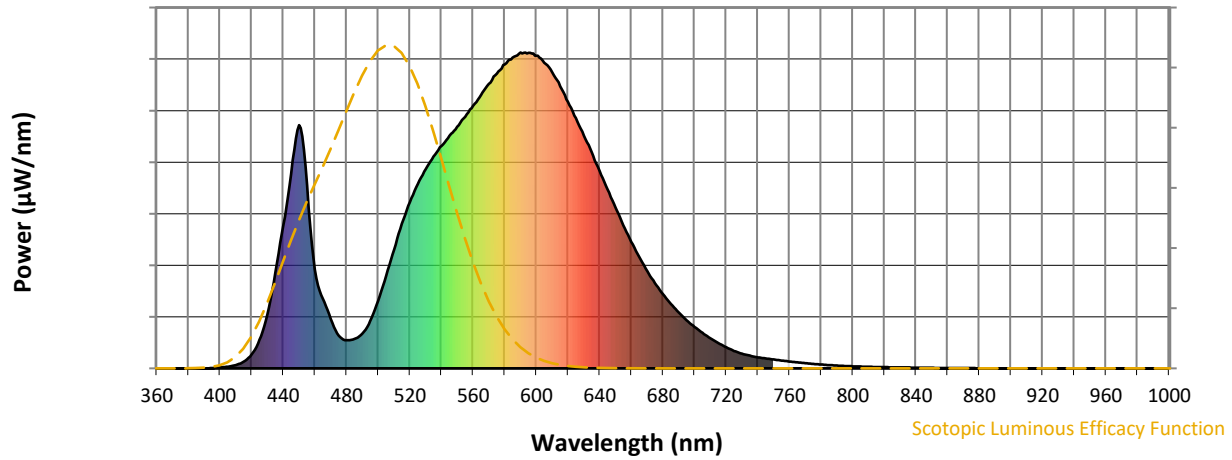


**Photopic Lumens: NR**

λ (nm)	Power W <sup>^</sup> /nm	Lumens (φ/nm)	λ (nm)	Power W <sup>^</sup> /nm	Lumens (φ/nm)	λ (nm)	Power W <sup>^</sup> /nm	Lumens (φ/nm)	λ (nm)	Power W <sup>^</sup> /nm	Lumens (φ/nm)	λ (nm)	Power W <sup>^</sup> /nm	Lumens (φ/nm)
360	0	NR	490	110	NR	620	844	NR	750	28	NR	880	0	NR
365	0	NR	495	150	NR	625	792	NR	755	25	NR	885	0	NR
370	0	NR	500	214	NR	630	737	NR	760	22	NR	890	0	NR
375	0	NR	505	293	NR	635	683	NR	765	19	NR	895	0	NR
380	0	NR	510	376	NR	640	625	NR	770	16	NR	900	0	NR
385	0	NR	515	458	NR	645	566	NR	775	14	NR	905	0	NR
390	0	NR	520	526	NR	650	509	NR	780	12	NR	910	0	NR
395	1	NR	525	584	NR	655	453	NR	785	10	NR	915	0	NR
400	3	NR	530	631	NR	660	401	NR	790	9	NR	920	0	NR
405	5	NR	535	671	NR	665	353	NR	795	8	NR	925	0	NR
410	10	NR	540	704	NR	670	308	NR	800	7	NR	930	0	NR
415	21	NR	545	737	NR	675	269	NR	805	6	NR	935	0	NR
420	44	NR	550	766	NR	680	235	NR	810	5	NR	940	0	NR
425	90	NR	555	797	NR	685	204	NR	815	4	NR	945	0	NR
430	171	NR	560	832	NR	690	177	NR	820	4	NR	950	0	NR
435	305	NR	565	866	NR	695	152	NR	825	3	NR	955	0	NR
440	455	NR	570	901	NR	700	131	NR	830	3	NR	960	0	NR
445	615	NR	575	933	NR	705	112	NR	835	3	NR	965	0	NR
450	771	NR	580	963	NR	710	96	NR	840	2	NR	970	0	NR
455	579	NR	585	984	NR	715	80	NR	845	2	NR	975	0	NR
460	313	NR	590	1000	NR	720	67	NR	850	2	NR	980	0	NR
465	221	NR	595	999	NR	725	55	NR	855	1	NR	985	0	NR
470	156	NR	600	990	NR	730	46	NR	860	1	NR	990	0	NR
475	103	NR	605	968	NR	735	40	NR	865	1	NR	995	0	NR
480	89	NR	610	937	NR	740	35	NR	870	1	NR	1000	0	NR
485	93	NR	615	893	NR	745	31	NR	875	1	NR			

REPORT NUMBER: SP1-2407-176-4

**Scotopic Flux vs. Wavelength**



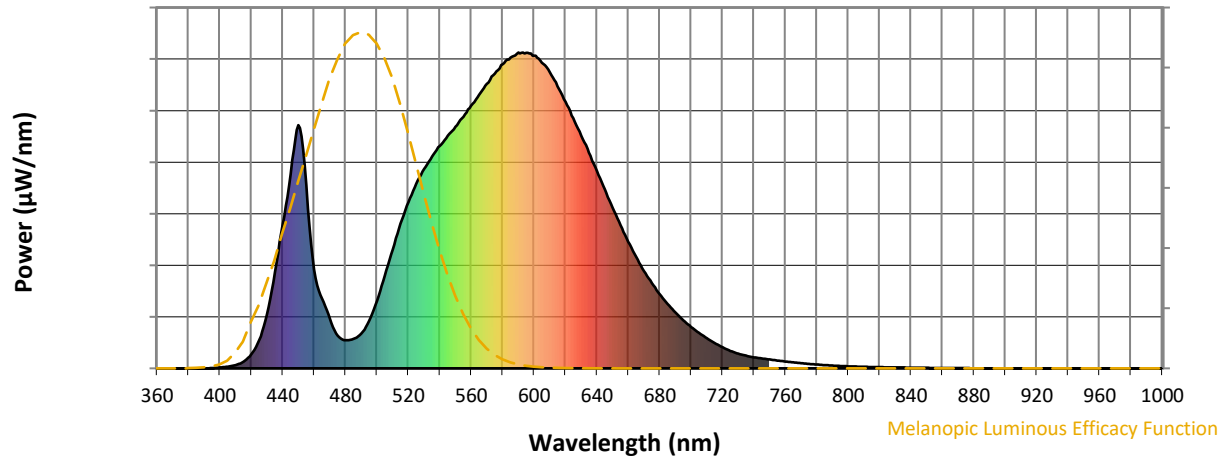
**Scotopic Lumens: NR**

**S/P: 1.31**

λ (nm)	Power W <sup>^</sup> /nm	Lumens (φ/nm)	λ (nm)	Power W <sup>^</sup> /nm	Lumens (φ/nm)	λ (nm)	Power W <sup>^</sup> /nm	Lumens (φ/nm)	λ (nm)	Power W <sup>^</sup> /nm	Lumens (φ/nm)	λ (nm)	Power W <sup>^</sup> /nm	Lumens (φ/nm)
360	0	NR	490	110	NR	620	844	NR	750	28	NR	880	0	NR
365	0	NR	495	150	NR	625	792	NR	755	25	NR	885	0	NR
370	0	NR	500	214	NR	630	737	NR	760	22	NR	890	0	NR
375	0	NR	505	293	NR	635	683	NR	765	19	NR	895	0	NR
380	0	NR	510	376	NR	640	625	NR	770	16	NR	900	0	NR
385	0	NR	515	458	NR	645	566	NR	775	14	NR	905	0	NR
390	0	NR	520	526	NR	650	509	NR	780	12	NR	910	0	NR
395	1	NR	525	584	NR	655	453	NR	785	10	NR	915	0	NR
400	3	NR	530	631	NR	660	401	NR	790	9	NR	920	0	NR
405	5	NR	535	671	NR	665	353	NR	795	8	NR	925	0	NR
410	10	NR	540	704	NR	670	308	NR	800	7	NR	930	0	NR
415	21	NR	545	737	NR	675	269	NR	805	6	NR	935	0	NR
420	44	NR	550	766	NR	680	235	NR	810	5	NR	940	0	NR
425	90	NR	555	797	NR	685	204	NR	815	4	NR	945	0	NR
430	171	NR	560	832	NR	690	177	NR	820	4	NR	950	0	NR
435	305	NR	565	866	NR	695	152	NR	825	3	NR	955	0	NR
440	455	NR	570	901	NR	700	131	NR	830	3	NR	960	0	NR
445	615	NR	575	933	NR	705	112	NR	835	3	NR	965	0	NR
450	771	NR	580	963	NR	710	96	NR	840	2	NR	970	0	NR
455	579	NR	585	984	NR	715	80	NR	845	2	NR	975	0	NR
460	313	NR	590	1000	NR	720	67	NR	850	2	NR	980	0	NR
465	221	NR	595	999	NR	725	55	NR	855	1	NR	985	0	NR
470	156	NR	600	990	NR	730	46	NR	860	1	NR	990	0	NR
475	103	NR	605	968	NR	735	40	NR	865	1	NR	995	0	NR
480	89	NR	610	937	NR	740	35	NR	870	1	NR	1000	0	NR
485	93	NR	615	893	NR	745	31	NR	875	1	NR			

REPORT NUMBER: SP1-2407-176-4

**Melanopic Flux vs. Wavelength**



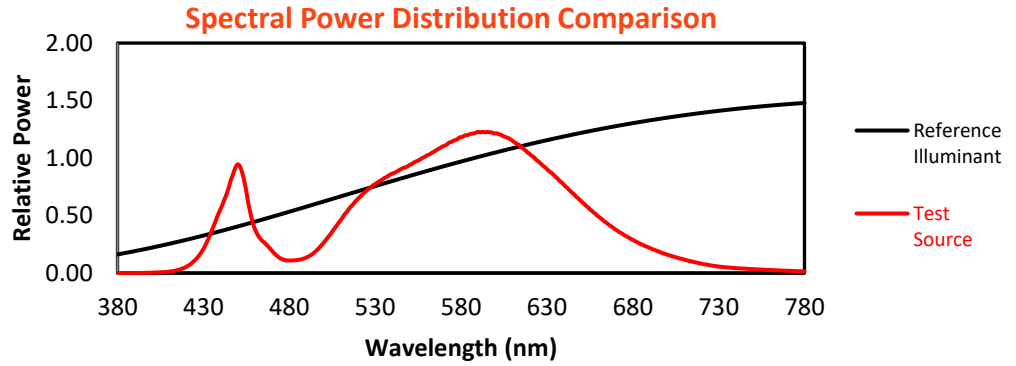
**Melanopic Lumens: NR**

**M/P: 2.4**

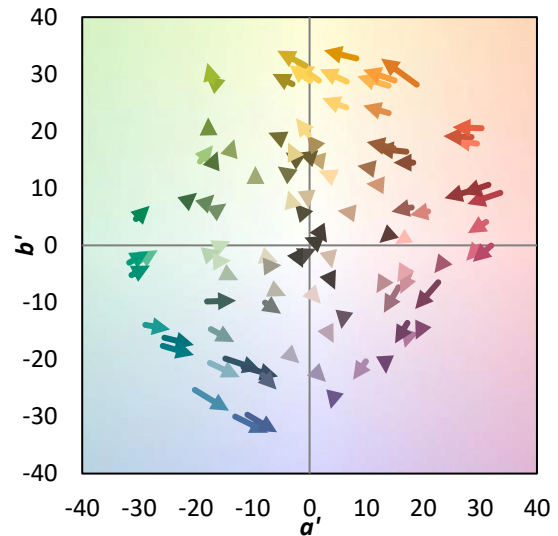
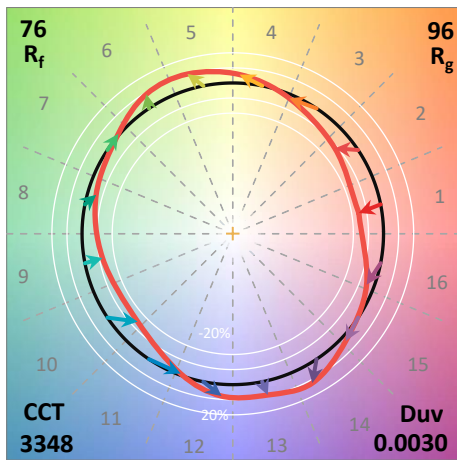
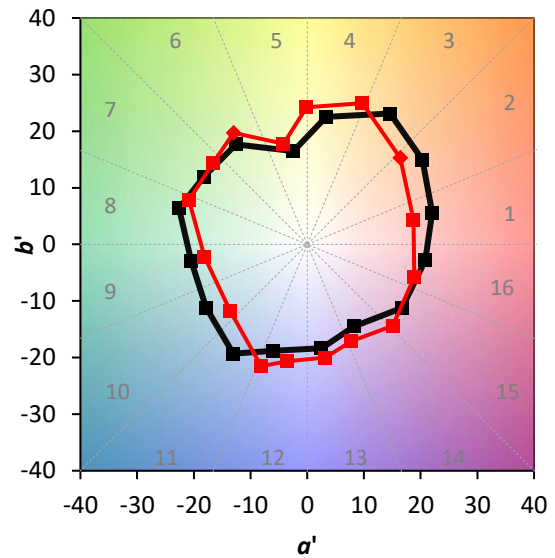
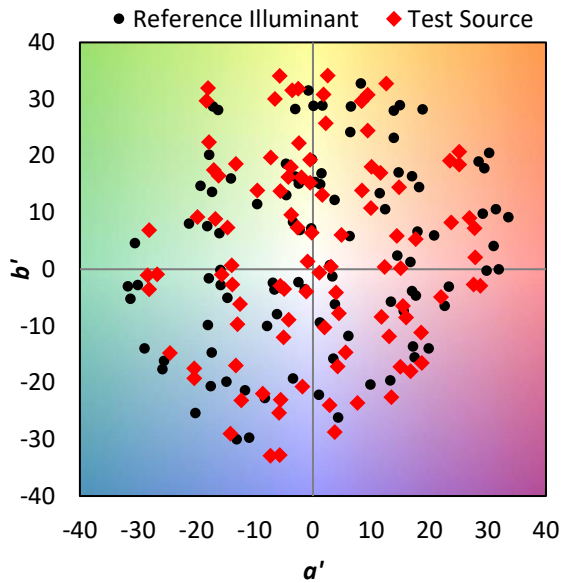
λ (nm)	Power W <sup>^</sup> /nm	Lumens (φ/nm)	λ (nm)	Power W <sup>^</sup> /nm	Lumens (φ/nm)	λ (nm)	Power W <sup>^</sup> /nm	Lumens (φ/nm)	λ (nm)	Power W <sup>^</sup> /nm	Lumens (φ/nm)	λ (nm)	Power W <sup>^</sup> /nm	Lumens (φ/nm)
360	0	NR	490	110	NR	620	844	NR	750	28	NR	880	0	NR
365	0	NR	495	150	NR	625	792	NR	755	25	NR	885	0	NR
370	0	NR	500	214	NR	630	737	NR	760	22	NR	890	0	NR
375	0	NR	505	293	NR	635	683	NR	765	19	NR	895	0	NR
380	0	NR	510	376	NR	640	625	NR	770	16	NR	900	0	NR
385	0	NR	515	458	NR	645	566	NR	775	14	NR	905	0	NR
390	0	NR	520	526	NR	650	509	NR	780	12	NR	910	0	NR
395	1	NR	525	584	NR	655	453	NR	785	10	NR	915	0	NR
400	3	NR	530	631	NR	660	401	NR	790	9	NR	920	0	NR
405	5	NR	535	671	NR	665	353	NR	795	8	NR	925	0	NR
410	10	NR	540	704	NR	670	308	NR	800	7	NR	930	0	NR
415	21	NR	545	737	NR	675	269	NR	805	6	NR	935	0	NR
420	44	NR	550	766	NR	680	235	NR	810	5	NR	940	0	NR
425	90	NR	555	797	NR	685	204	NR	815	4	NR	945	0	NR
430	171	NR	560	832	NR	690	177	NR	820	4	NR	950	0	NR
435	305	NR	565	866	NR	695	152	NR	825	3	NR	955	0	NR
440	455	NR	570	901	NR	700	131	NR	830	3	NR	960	0	NR
445	615	NR	575	933	NR	705	112	NR	835	3	NR	965	0	NR
450	771	NR	580	963	NR	710	96	NR	840	2	NR	970	0	NR
455	579	NR	585	984	NR	715	80	NR	845	2	NR	975	0	NR
460	313	NR	590	1000	NR	720	67	NR	850	2	NR	980	0	NR
465	221	NR	595	999	NR	725	55	NR	855	1	NR	985	0	NR
470	156	NR	600	990	NR	730	46	NR	860	1	NR	990	0	NR
475	103	NR	605	968	NR	735	40	NR	865	1	NR	995	0	NR
480	89	NR	610	937	NR	740	35	NR	870	1	NR	1000	0	NR
485	93	NR	615	893	NR	745	31	NR	875	1	NR			

**Summary**

$R_f = 75.8$   
 $R_g = 95.8$   
 $CIE R_a = 73.4$   
 $R_9 = -19.2$

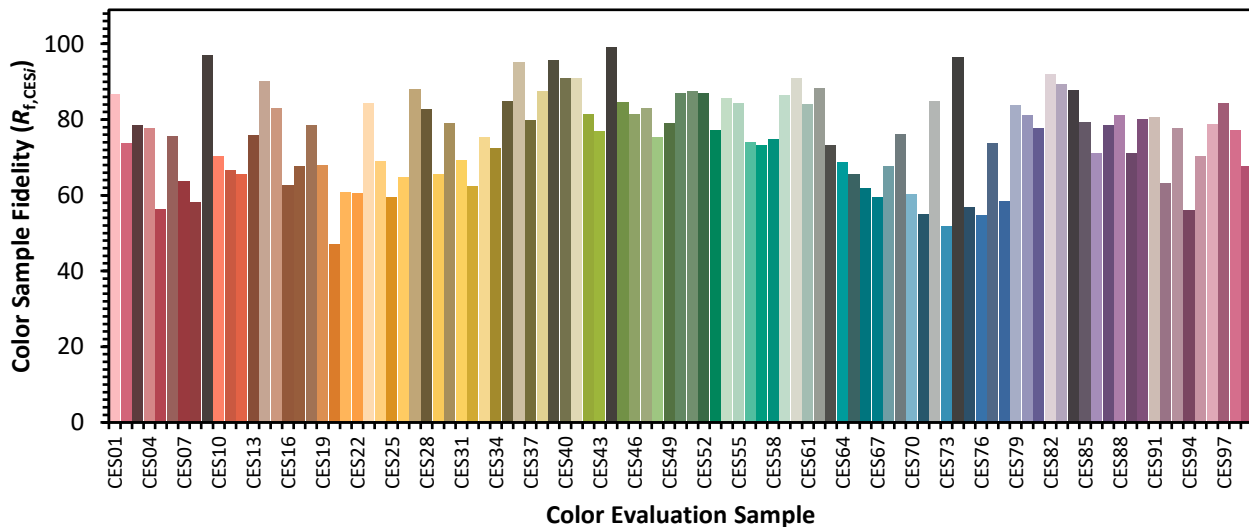


**Color Vector Graphics**



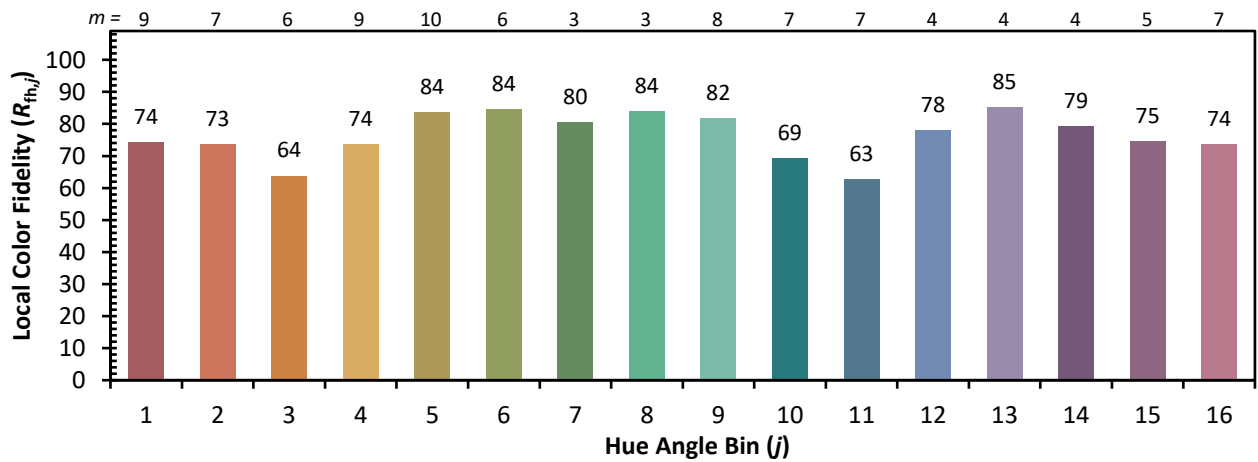
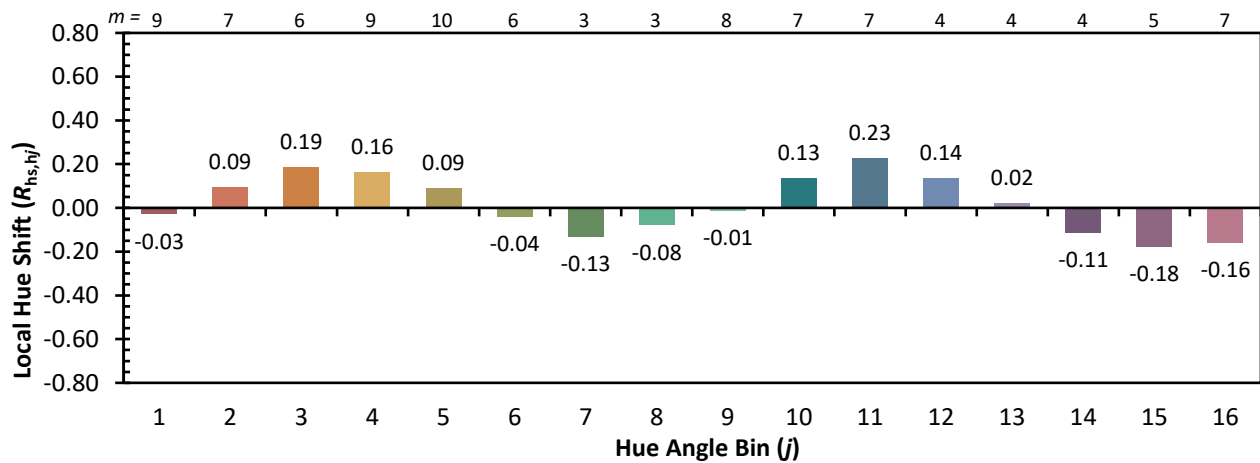
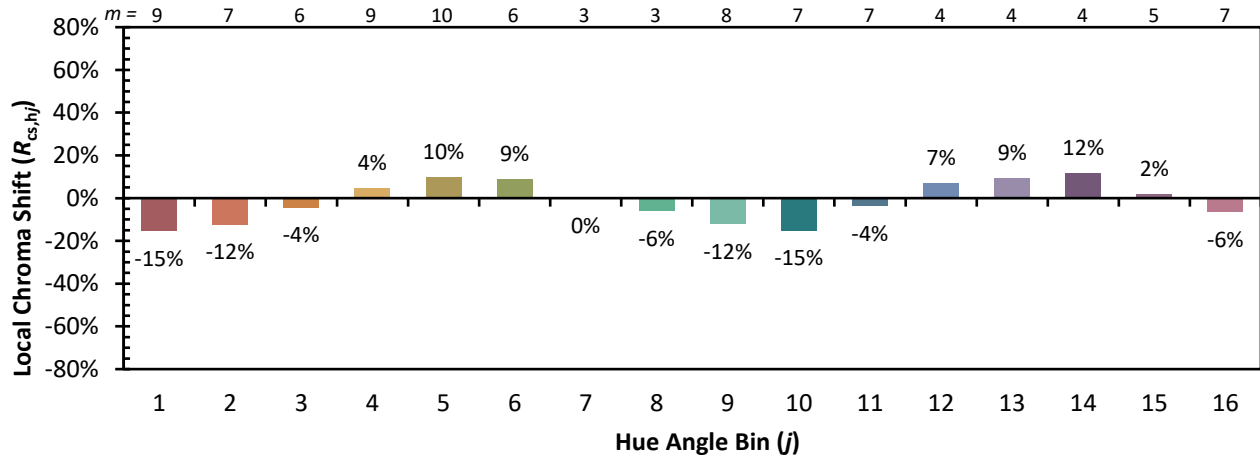
**Individual Sample Fidelity Index ( $R_{f,i}$ )**

CES01 = 86	CES26 = 65	CES51 = 88	CES76 = 55
CES02 = 62	CES27 = 88	CES52 = 87	CES77 = 74
CES03 = 31	CES28 = 83	CES53 = 77	CES78 = 58
CES04 = 70	CES29 = 66	CES54 = 86	CES79 = 84
CES05 = 48	CES30 = 79	CES55 = 84	CES80 = 81
CES06 = 51	CES31 = 69	CES56 = 74	CES81 = 78
CES07 = 41	CES32 = 62	CES57 = 73	CES82 = 92
CES08 = 40	CES33 = 75	CES58 = 75	CES83 = 89
CES09 = 29	CES34 = 73	CES59 = 87	CES84 = 88
CES10 = 75	CES35 = 85	CES60 = 91	CES85 = 79
CES11 = 58	CES36 = 95	CES61 = 84	CES86 = 71
CES12 = 64	CES37 = 80	CES62 = 88	CES87 = 79
CES13 = 43	CES38 = 88	CES63 = 73	CES88 = 81
CES14 = 74	CES39 = 96	CES64 = 69	CES89 = 71
CES15 = 71	CES40 = 91	CES65 = 66	CES90 = 80
CES16 = 47	CES41 = 91	CES66 = 62	CES91 = 81
CES17 = 50	CES42 = 81	CES67 = 60	CES92 = 63
CES18 = 56	CES43 = 77	CES68 = 68	CES93 = 78
CES19 = 72	CES44 = 99	CES69 = 76	CES94 = 56
CES20 = 65	CES45 = 85	CES70 = 60	CES95 = 70
CES21 = 87	CES46 = 82	CES71 = 55	CES96 = 79
CES22 = 79	CES47 = 83	CES72 = 85	CES97 = 84
CES23 = 92	CES48 = 75	CES73 = 52	CES98 = 77
CES24 = 91	CES49 = 79	CES74 = 96	CES99 = 68
CES25 = 72	CES50 = 87	CES75 = 57	

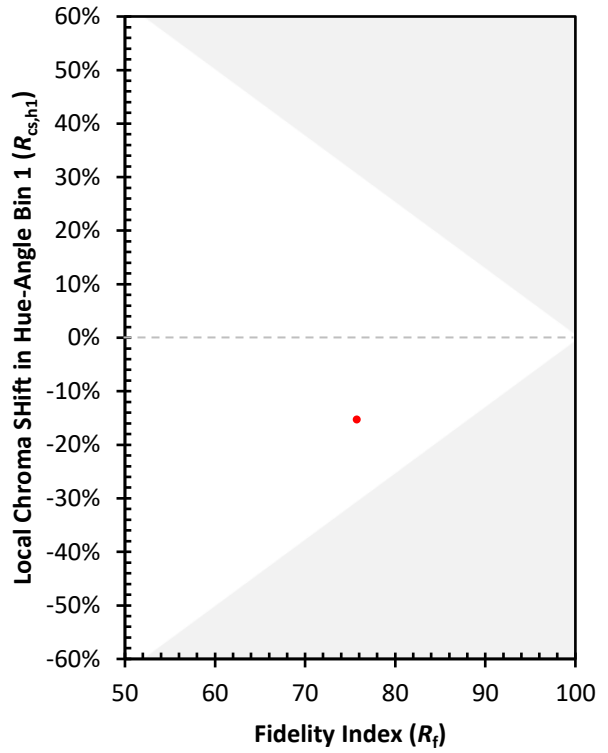
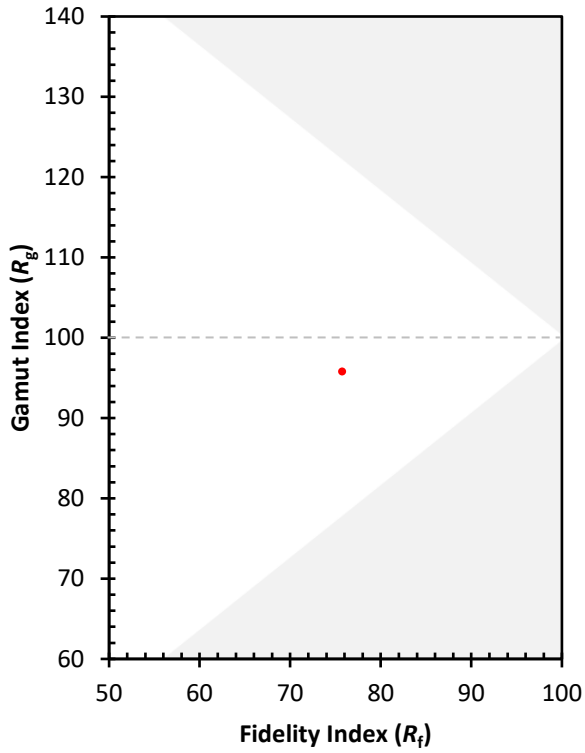




Color Rendition by Hue-Angle Bin



Measure Comparisons



(END OF REPORT)